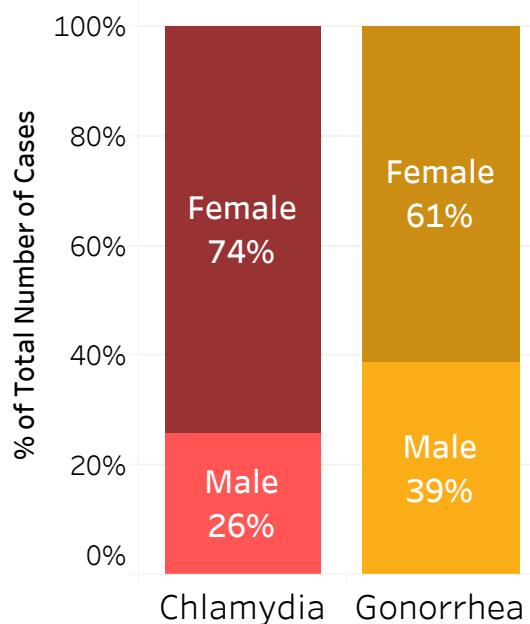


STIs in Youth & Young Adults in Maryland, 2018

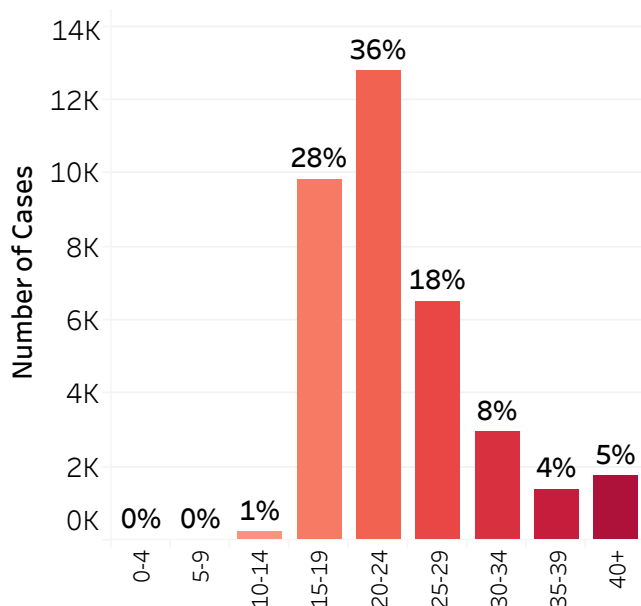
Case Rates per 100,000 Population by Age Group in Maryland, 2018

	Chlamydia	Gonorrhea
0-4	0.8	0.8
5-9	0.3	1.1
10-14	65.8	16.2
15-19	2,556.2	459.4
20-24	3,313.7	706.7
25-29	1,546.1	540.5
30-34	706.9	334.7
35-39	345.2	186.3
40+	59.4	45.0
Total	586.3	170.3

Chlamydia and Gonorrhea in 10 to 19 Year Olds by Gender in Maryland, 2018

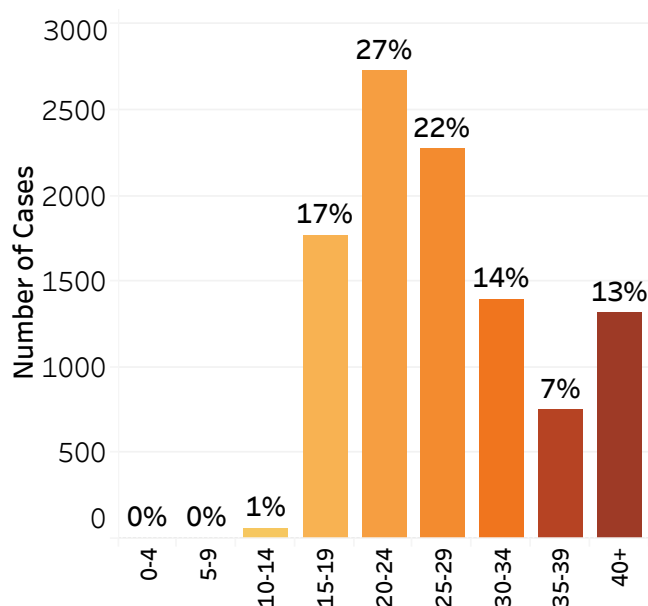


Chlamydia by Age Group in Maryland, 2018



64% of chlamydia cases are among 15 to 24 year olds

Gonorrhea by Age Group in Maryland, 2018



44% of gonorrhea cases are among 15 to 24 year olds