

Retention to Care among Ryan White Consumers

Planning Council Meeting

May 15, 2018

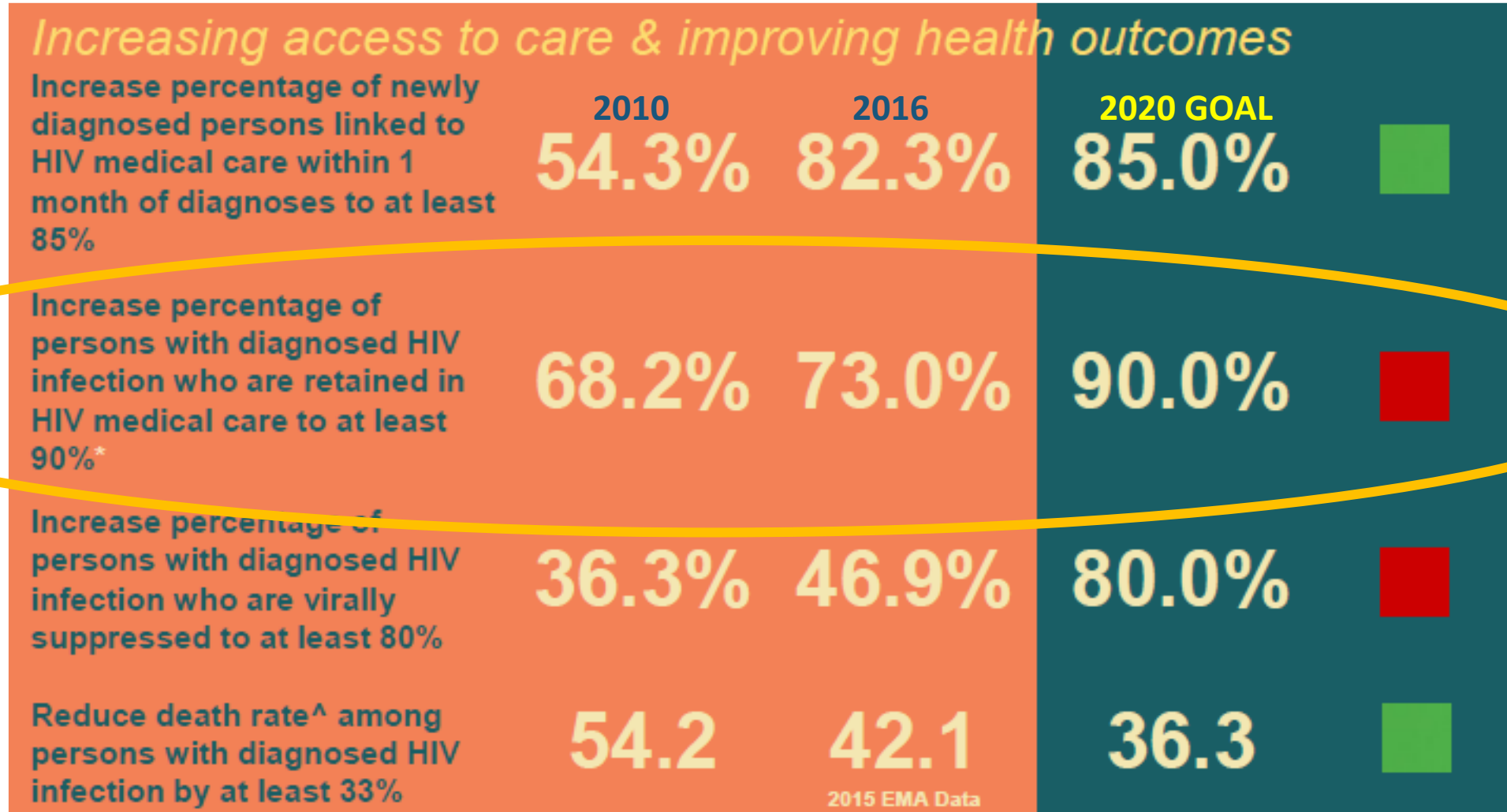
FY 2017 Client Level Data – All Ryan White Consumers with at least one Ryan
White defined service regardless of payor

Data set: CAREWare

Ryan White Baltimore Eligible Metropolitan Area (EMA) Part A/MAI Office

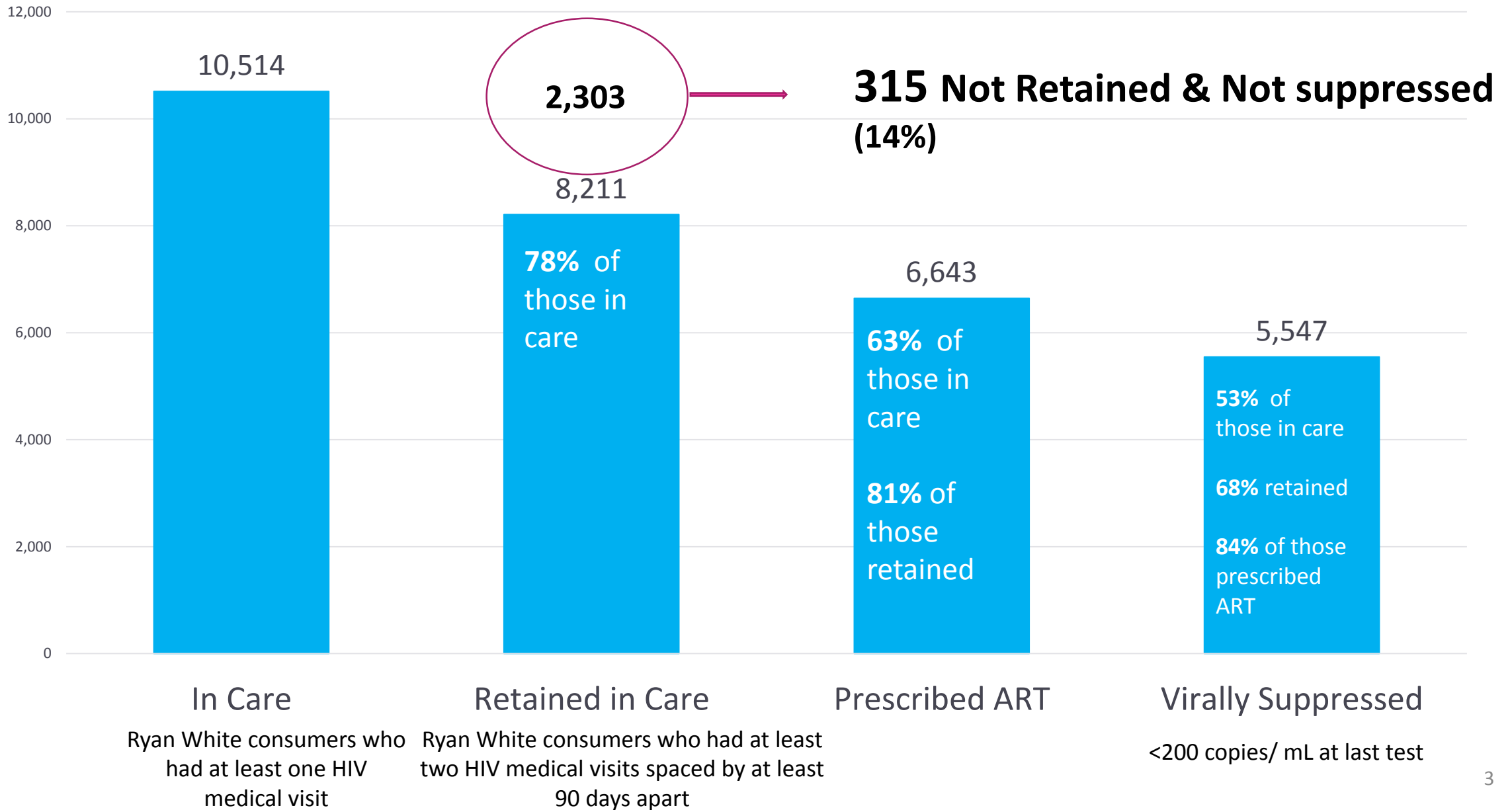


Getting to Zero: A measurement of progress towards federal HIV indicators



Data source: Maryland Department of Health's Center for HIV Surveillance, Epidemiology & Evaluation (2017)
 Thanks to the Greater Baltimore HIV Services Planning Council (www.baltimorepc.org) for the Dashboard

Baltimore-Towson EMA Ryan White HIV Care Continuum, FY 2017



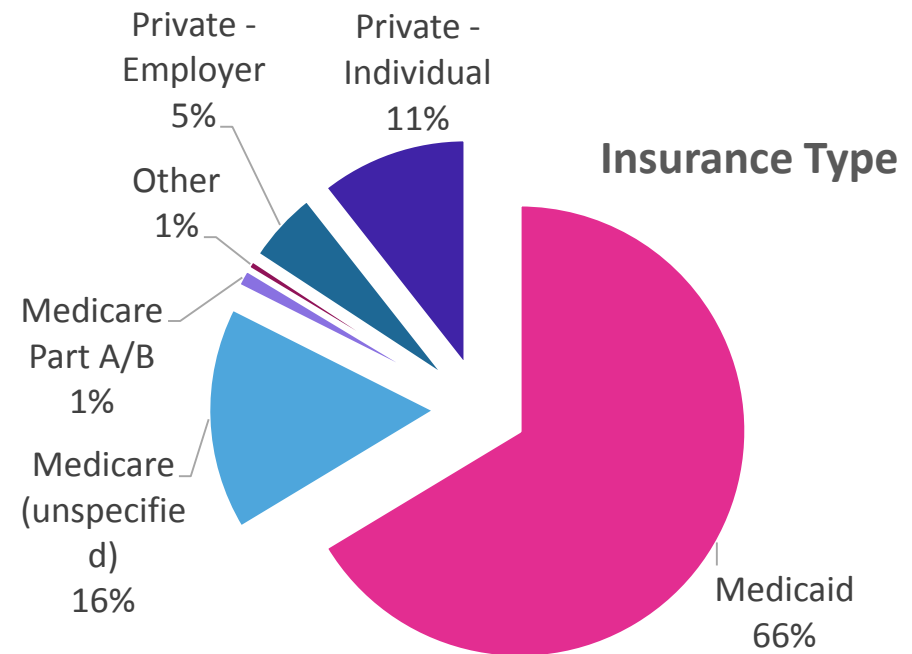
Not Retained & Not Virally
Suppressed

Demographics of the 315 Not Retained & Not Virally Suppressed

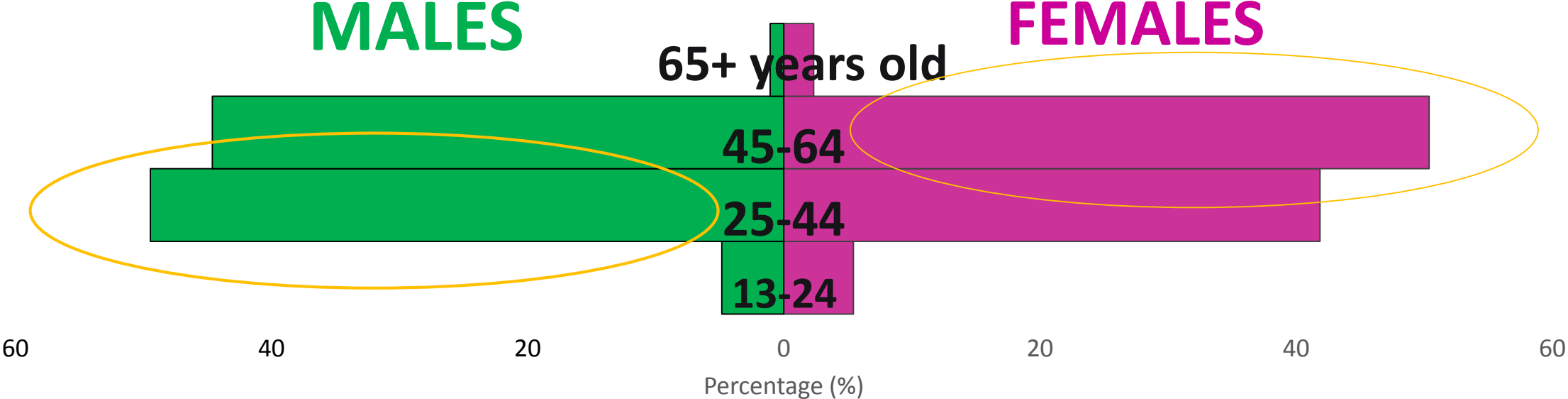
- **64%** living at or below 138% of the federal poverty level
 - 27% missing data

- **11%** unstably housed
 - 28% missing data

- **78%** insured vs. 9% not insured

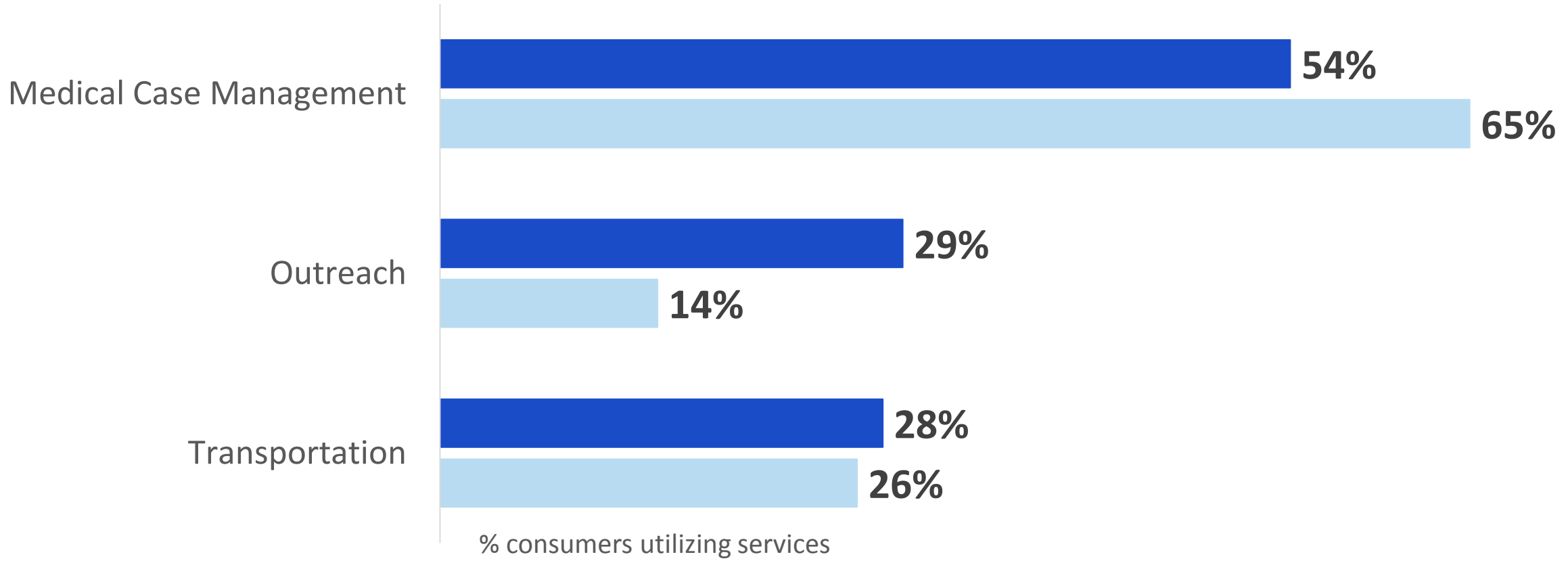


Age Groups by Sex at Birth among 315 Not Retained & Not Virally Suppressed



Top Services utilized by 315 Not Retained & Not Virally Suppressed *in comparison to Retained consumers*

■ Not Retained & Not Virally Suppressed ■ Retained



RIGHT PEOPLE, RIGHT PLACES, RIGHT PRACTICES

The key populations among the 315 Not Retained & Not Virally Suppressed



114 Minority Women

- 46% Heterosexual Transmission
- 22% Drug Injection Transmission
- 11% Perinatal



57 Black Men who have sex with Men

48 Men reporting Heterosexual Transmission

- 79% African-American

14 Non-Minority Women

- 71% Drug Injection Transmission

19 Males Who Inject Drugs

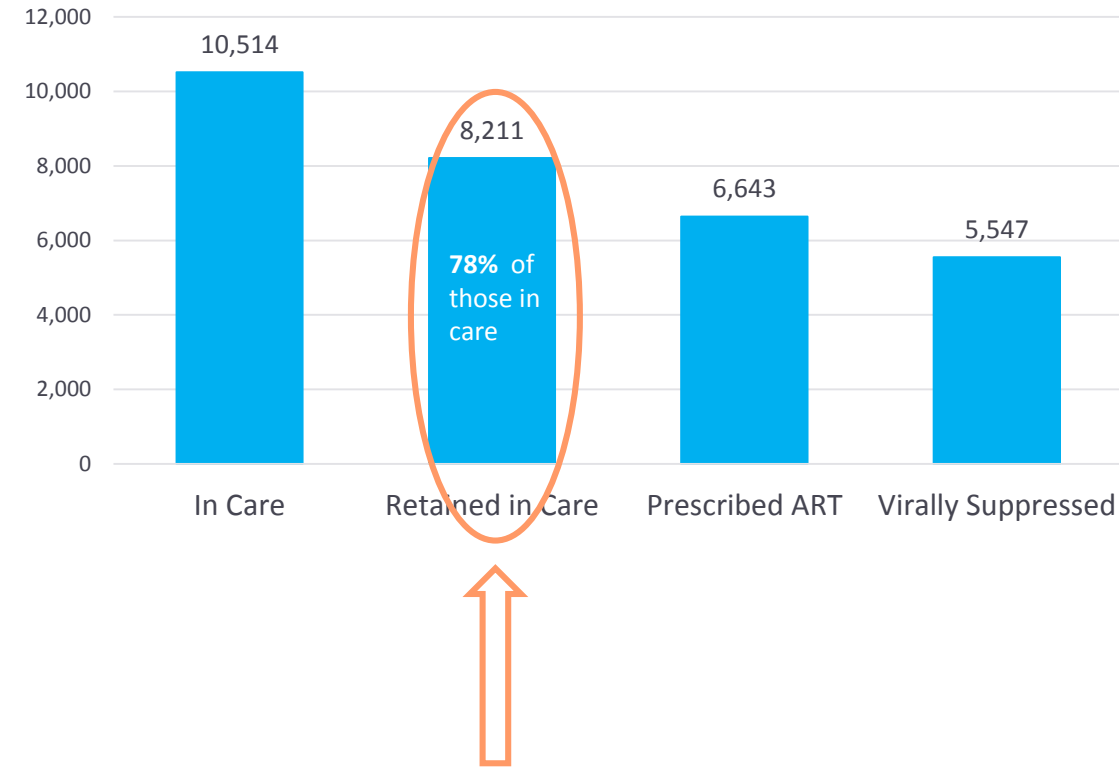
16 White or Other Men who have sex with Men

4 Transgender Persons

16 youth (13-24 years)

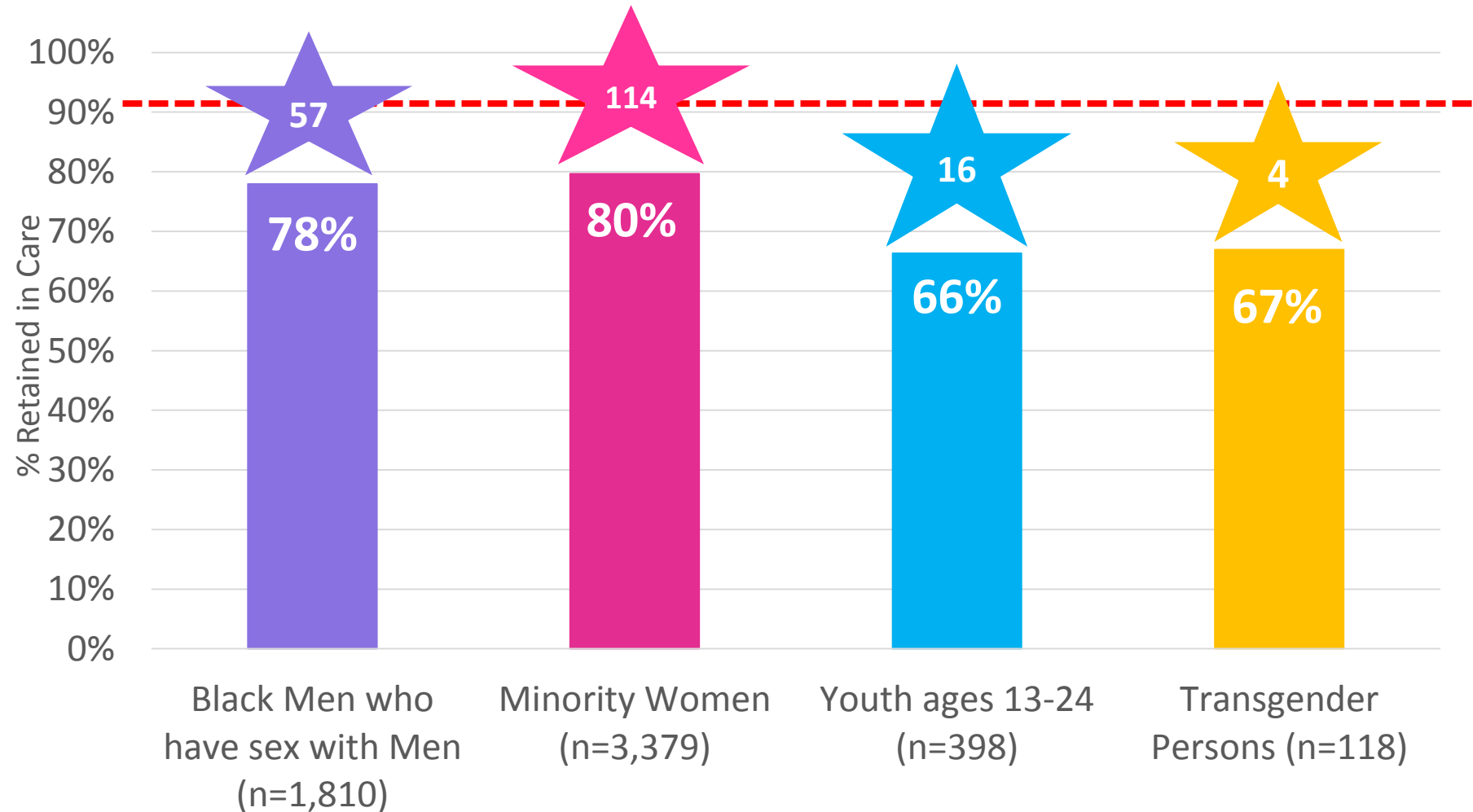


Baltimore-Towson EMA Ryan White HIV Care Continuum, FY 2017



Key Populations among Retained Consumers

Reaching Retention to Care among Key Populations



STARS
Number of consumers not retained & not suppressed that we need to target to reach the HIV Dashboard goal for each key population

Summary

315 Not Retained & Not Virally Suppressed

- Minority Women and Black MSM are the largest groups
- Males tend to be younger (25-44 years) and Females older (45-64 years)
- Medical Case Management is the most common service utilized however, not to the extent of consumers who are retained in care

There continues to be disparities in retention to care among key populations

Needs Assessment

- We only see who and what services are being utilized
- The data presented here does not reveal barriers to retention
- Currently piloting a survey identifying barriers to care and unmet services needs among Ryan White consumers who are not retained or missing their scheduled appointments
- 10 surveys so far...to be continued.

Questions??

Natalie Flath, MPH

Natalie.flath@baltimorecity.gov

410-395-1907

Limitations

- A Ryan White documented HIV care visit in CAREWare are those who have had a funded RW OAHS visit and we may be missing Ryan White consumers receiving care elsewhere
- The small number of Trans persons in our dataset may be due to underreporting of gender identity and therefore our small sample may not be generalizable to the greater Trans community

Data Source

Maryland CAREWare All Client Data extract 05/09/2018 for period covering 03/01/2017 through 02/28/2018

Extra Data Slides

Percent Services Utilized by 315 Not Retained & Not Virally Suppressed Ryan White Baltimore EMA Consumers

